

EMERGENCY/ MAINTENANCE GATES - SERIES A (EGA)

SPECIFICATIONS

STEEL TYPE:

- GATE FRAME: 60.3mm (2 3/8") O.D. PIPE
- POSTS: 114.3mm (4 1/2") O.D. PIPE
- HITCHING POST: 60.3mm (2 3/8") O.D. PIPE. USED TO HOLD GATE IN AN OPEN POSITION.

STEEL FINISH:

- GALVANIZED OR POWDER COAT

- 3 STEP POWDER COAT PROCESS:

1. SURFACE PREPARATION-SANDBLAST METAL
2. PRIME COAT- APPLICATION OF ZINC RICH PRIMER
3. TOP COAT- FINAL COATING IS BAKED ON FOR THE BEST IN LONG LASTING DURABILITY

SAFETY FEATURE:

- 304.8 x 50.8mm (12" x 2") STRIPS OF RED REFLECTIVE TAPE TO ENSURE VISIBILITY

NOTE:

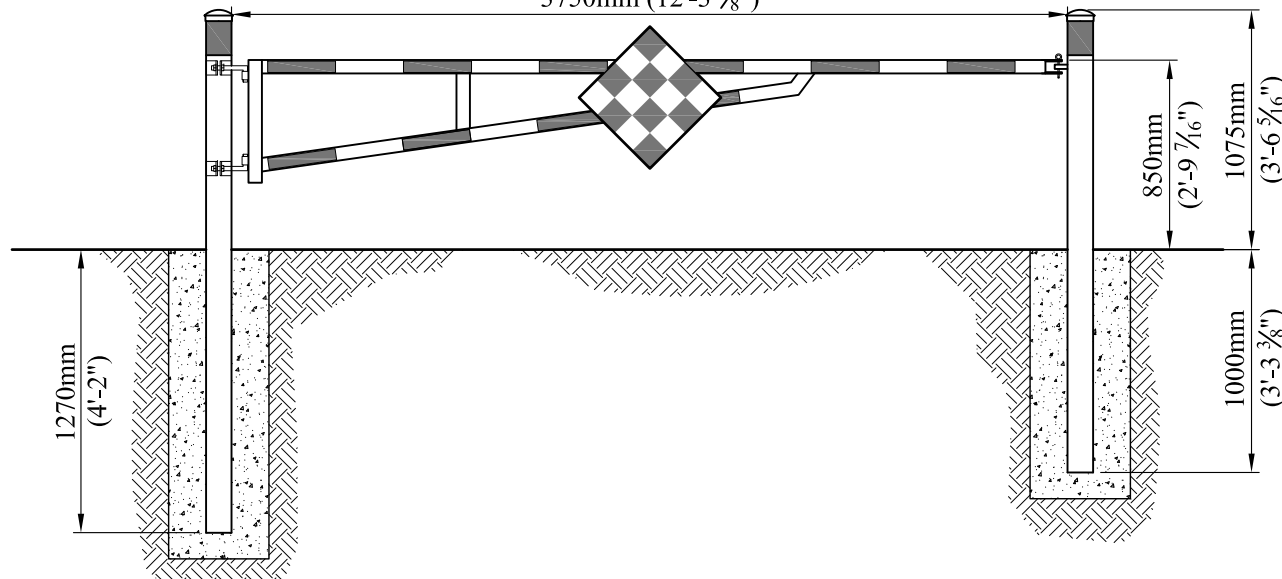
- CUSTOM SIZES ALSO AVAILABLE UPON REQUEST

STEEL FINISH AVAILABLE IN A WIDE VARIETY OF COLORS. REFER TO COLOR CHART FOR MORE INFORMATION.



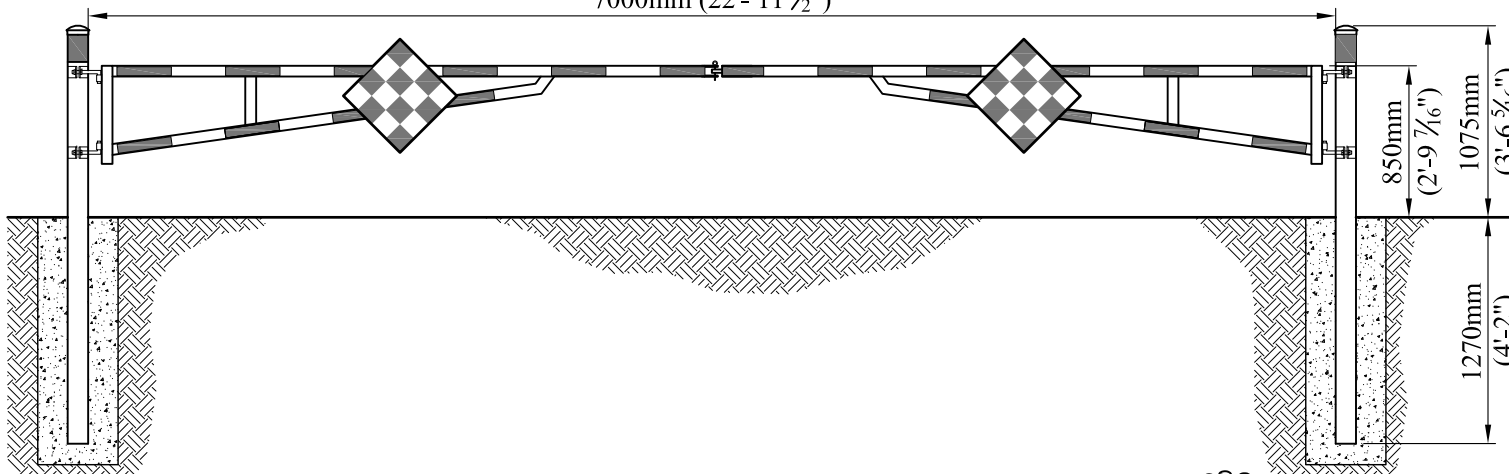
4111-17th Street SE Calgary, AB T2G 3W5
Ph# 569-8180 Fax# 272-4544
e-mail: reception.cpl@telus.net
www.custompark.com

3750mm (12'-3 5/8")

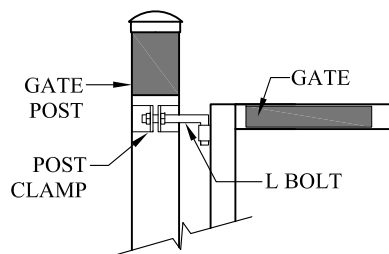


SINGLE SWING GATE ELEVATION

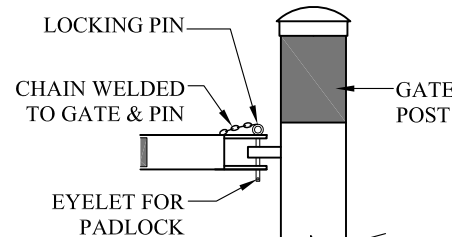
7000mm (22'- 11 1/2")



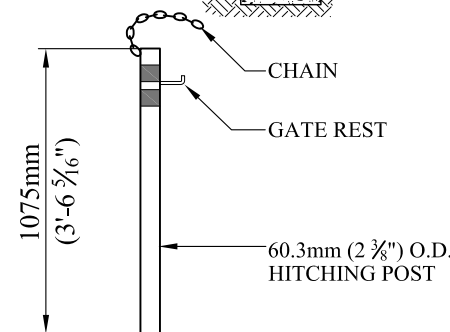
DOUBLE SWING GATE ELEVATION



HINGE ASSEMBLY



LATCH ASSEMBLY



HITCHING POST DETAIL