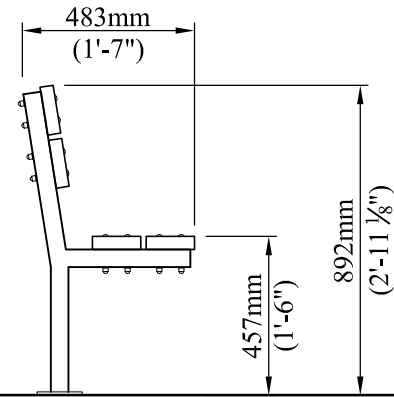
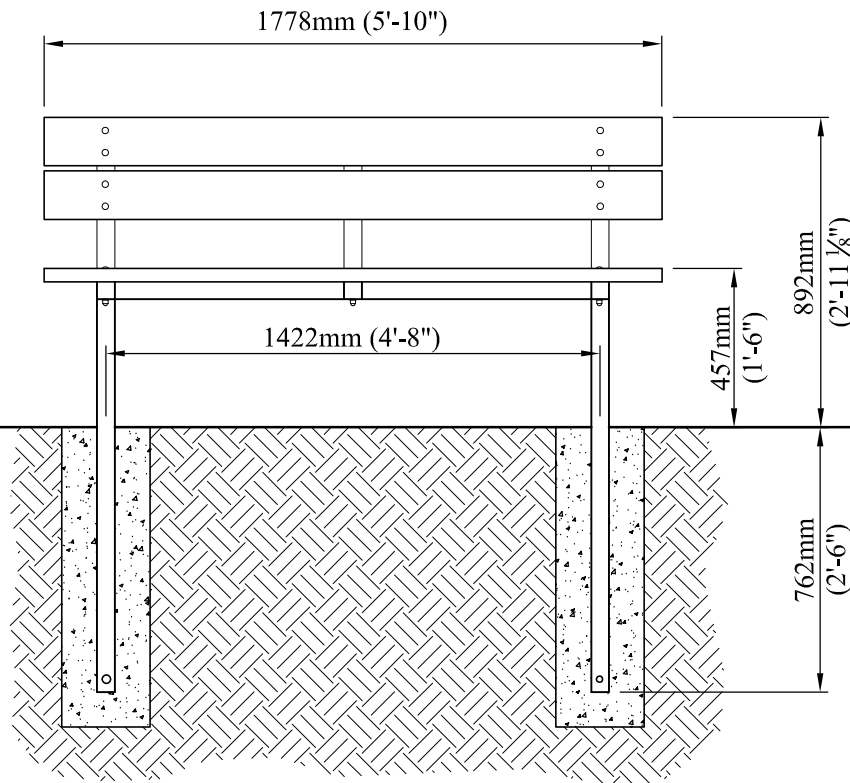


FRONT VIEW

SURFACE MOUNT (BERS)

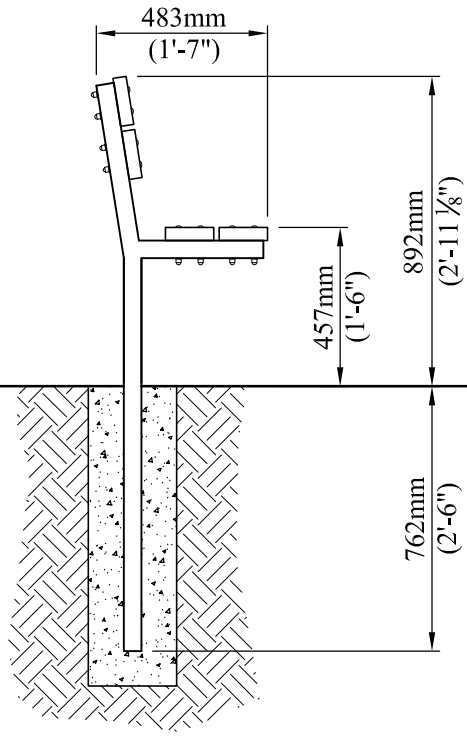


END VIEW



FRONT VIEW

IN GROUND (BERG)



END VIEW

**PARK BENCH - SERIES ER
RECYCLED PLASTIC**

SPECIFICATIONS

WOOD:

38.1 x 139.7 x 1778.0mm
(1 1/2" x 5 1/2" x 70")

WOOD OPTIONS:

TREX - AVAILABLE IN 4 DIFFERENT
COLORS.

STEEL TYPE:

- 50.8 x 50.8mm (2" x 2") SQUARE
TUBE FRAME AND LEGS

FASTENERS:

- 9.5mm (3/8") PLATED CARRIAGE
BOLTS. COLOR MATCHED TO
STEEL FRAME.

STEEL FINISH:

- 3 STEP POWDER COAT
PROCESS:

1. SURFACE PREPARATION-
SANDBLAST METAL
2. PRIME COAT- APPLICATION OF
ZINC RICH PRIMER
3. TOP COAT- FINAL COATING IS
BAKED ON FOR THE BEST IN LONG
LASTING DURABILITY

STEEL FRAME AVAILABLE IN A
WIDE VARIETY OF COLORS.
REFER TO COLOR CHART FOR
MORE INFORMATION.



4111-17th Street SE Calgary, AB T2G 3W5
Ph# 569-8180 Fax# 272-4544
e-mail: reception.cpl@telus.net
www.custompark.com