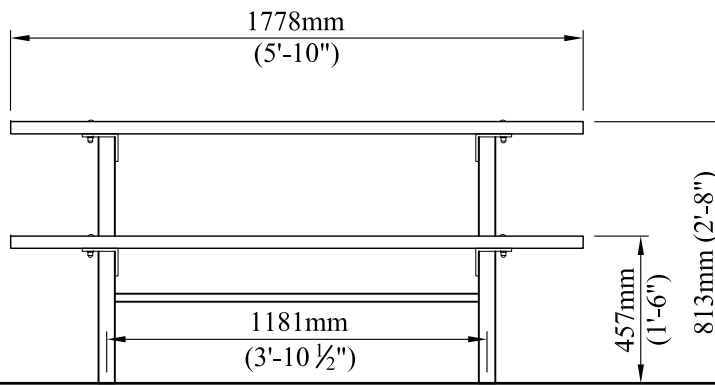
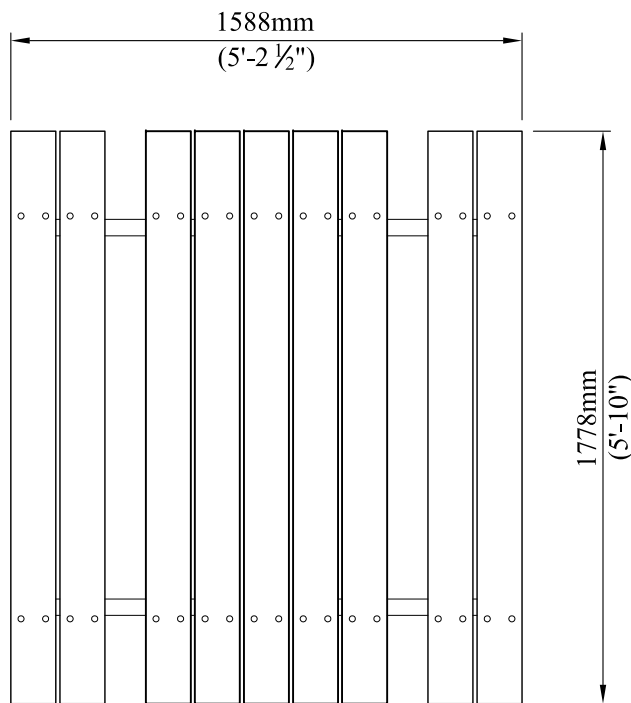


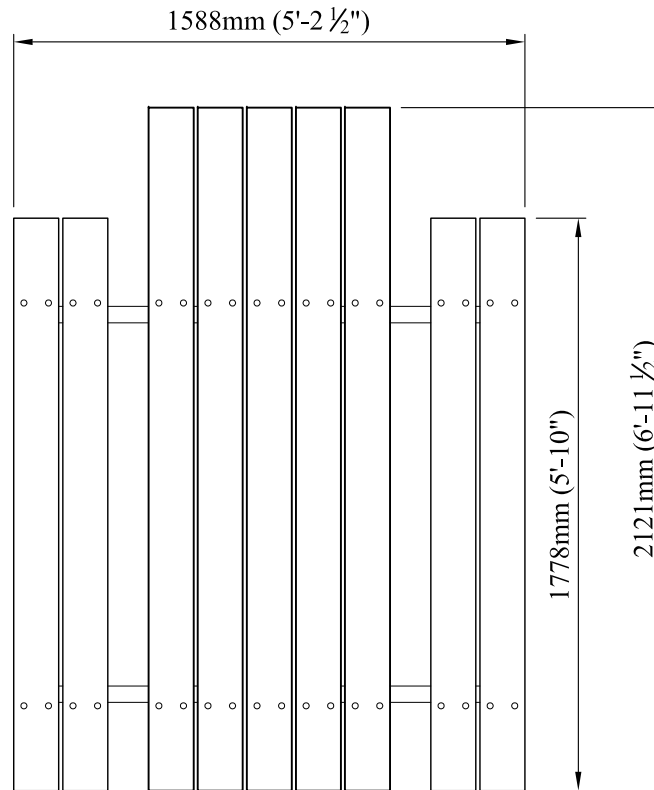
END VIEW



SIDE VIEW



PLAN VIEW



PLAN VIEW  
WHEELCHAIR ACCESSIBLE

**PICNIC TABLE - SERIES B1  
SURFACE MOUNT (PB1S)**

SPECIFICATIONS

**WOOD:**  
- 38 x 139.7 x 1778.0mm  
(1 1/2" x 5 1/2" x 70")

**WOOD OPTIONS:**  
1. CEDAR- LIFETIME PRESERVATIVE OR SIKKENS STAIN.  
2. PINE- ACQ PRESERVATIVE.

**STEEL TYPE:**  
- 101.6 x 76.2mm (4"x3") ANGLE  
IRON WOOD SUPPORTS  
- 50.8 x 50.8mm (2"x2") SQUARE  
TUBE FRAME

**FASTENERS:**  
- 9.5mm (3/8") PLATED CARRIAGE  
BOLTS. COLOR MATCHED TO  
STEEL FRAME.

**STEEL FINISH:**  
- 3 STEP POWDER COAT  
PROCESS:  
1. SURFACE PREPARATION-  
SANDBLAST METAL  
2. PRIME COAT- APPLICATION OF  
ZINC RICH PRIMER  
3. TOP COAT- FINAL COATING IS  
BAKED ON FOR THE BEST IN LONG  
LASTING DURABILITY

**WOOD FINISH:**  
- AVAILABLE IN LIFETIME  
PRESERVATIVE OR SIKKENS  
STAIN.

STEEL FRAME AVAILABLE IN A  
WIDE VARIETY OF COLORS.  
REFER TO COLOR CHART FOR  
MORE INFORMATION.



4111-17th Street SE Calgary, AB T2G 3W5  
Ph# 569-8180 Fax# 272-4544  
e-mail: reception.cpl@telus.net  
[www.custompark.com](http://www.custompark.com)