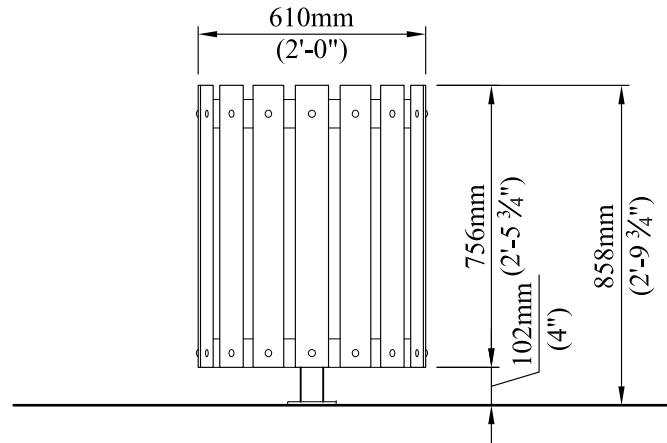
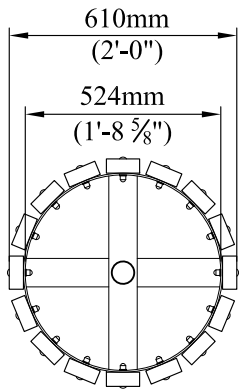


PLAN VIEW

SURFACE MOUNT (TARS)

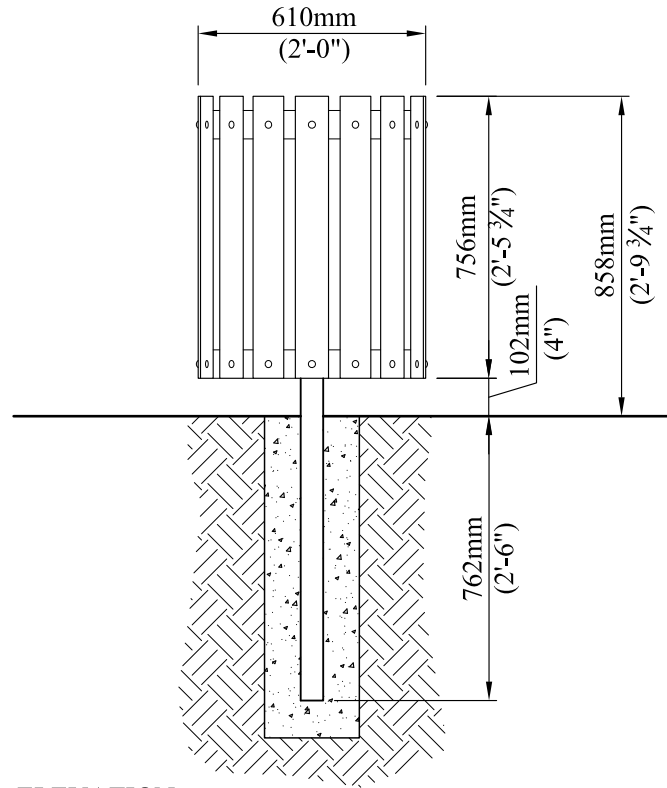


ELEVATION



PLAN VIEW

IN GROUND (TARG)



ELEVATION

**TRASH RECEPTACLE -
SERIES AR
RECYCLED PLASTIC**

SPECIFICATIONS

WOOD:

- 38.1 x 88.9 x 756mm
(1 1/2" x 3 1/2" x 29 3/4")

WOOD OPTIONS:

TREX- AVAILABLE IN 4 DIFFERENT
COLORS.

STEEL TYPE:

- 76.2 x 4.8mm (3" x 3/16") FLAT
BAR FRAME

- 60.3mm (2 3/8") O.D. PIPE LEG
SUPPORT

- 75L GALVANIZED CAN

FASTENERS:

- 9.5mm (3/8") PLATED CARRIAGE
BOLTS. COLOR MATCHED TO
STEEL FRAME.

STEEL FINISH:

- 3 STEP POWDER COAT

PROCESS:

1. SURFACE PREPARATION-
SANDBLAST METAL
2. PRIME COAT- APPLICATION OF
ZINC RICH PRIMER
3. TOP COAT- FINAL COATING IS
BAKED ON FOR THE BEST IN LONG
LASTING DURABILITY

STEEL FRAME AVAILABLE IN A
WIDE VARIETY OF COLORS.
REFER TO COLOR CHART FOR
MORE INFORMATION.



4111-17th Street SE Calgary, AB T2G 3W5
Ph# 569-8180 Fax# 272-4544
e-mail: reception.cpl@telus.net
www.custompark.com